

The μ-FEP system

The μ-FEP fire alarm and extinguishing control system is specifically developed for an aerosol extinguishing system in relation to our firefighting concept: 'Fire detection & suppression at the source'.

- Versatile
- Compact
- Easy operation
- Easy programming
- Remote control panel
- Logical system structure
- Extinguishing at the source
- Input and output monitoring
- Redundant extinguishing output
- FCC, CE, ESD, EMC, BRL23003/2, IP66



The μ-FEP system consist the following:

- μ-FEP Fire & Extinguishing Panel
- μ-ETB Extinguishers Terminal Box

The μ-FEP Fire & Extinguishing alarm panel is a compact panel 80 x 151 x 60 mm (h x w x d), and can therefore protect locations where a standard fire alarm / extinguishing panel is not applicable.

The μ-FEP is designed to be a stand-alone fire detection-extinguishant release panel used in systems for e.g. electrical cabinets, CNC machines, engine rooms, small area's or other equipment in which the user should be able to extinguish a fire rapidly and effective.

This is e.g. done by pressing simultaneously the two extinguishing activation buttons or by means of a fire alarm from the automatic fire detectors programmed in single or double zone fire detection. In the event of a fire alarm, the system activates the connected electrically activatable aerosol extinguishing units.

The μ-FEP operation is simple and designed in accordance with the EN54-2 requirements for fire alarms and alarm systems, as well the EN12094-1 meant for fixed firefighting systems. The μ-FEP extinguishant release panel offers outstanding value and performance for all small and compact fixed firefighting systems.

The most important characteristics of the μ-FEP fire alarm / extinguishing panel:

The μ-FEP fire alarm / extinguishing panel:

- is able to activate a fire extinguishing either manually or after one or two fire alarms
- Separate outputs for fire, fault, extinguishing release, ventilation off and optical/acoustical alarm
- Operates on an input voltage 6 to 28 Volt dc
- Is equipped with a 4-hours emergency power in the event of a main power failure
- Is IP66 protected , reverse polarity, transient and EMC protected
- Is provide with 9 prepared cable gland holes


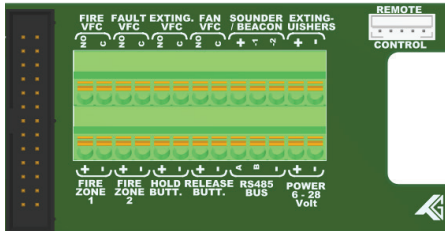
The μ-FEP fire alarm / extinguishing panel has:

- Able to set to manual, single stage or double stage detection, alarm and extinguishing
- Outputs for fire, fault, extinguishing released, ventilation off and visual & acoustic alarm device
- A full monitored output for the aerosol fire extinguishing generators
- Two full monitored fire alarm input groups (zones) for linear heat and / or point detectors
- Two full monitored alarm input groups for external extinguishing release and hold function
- Double extinguisher release buttons to prevent unwanted releases
- Extinguisher hold release button to postpone releases
- Extinguisher release delay to prevent unwanted releases
- A test mode that allows to test the detection, signaling and controls without a release
- Watchdog timer will for additional safety
- Fault monitoring and fault identifying
- Fault monitoring extinguishing output
- Fault monitoring fire detection input
- Additional option to override the release extinguishing delay after manual release
- Additional functionality regarding separated external hold-off functions
- Additional functionality regarding separated external release extinguishing functions
- Historic event log memory readable from a mini USB port
- The μ-FEP works on input voltage 6 to 28 Volt DC
- Modbus RS485 communication port
- The unit is water proof IP66 and surge, transient, ESD and EMC protected
- FCC, CE mark and BRL 23003/2-2019 par 5 attest

Innovating Aerosol Fire Suppression Systems

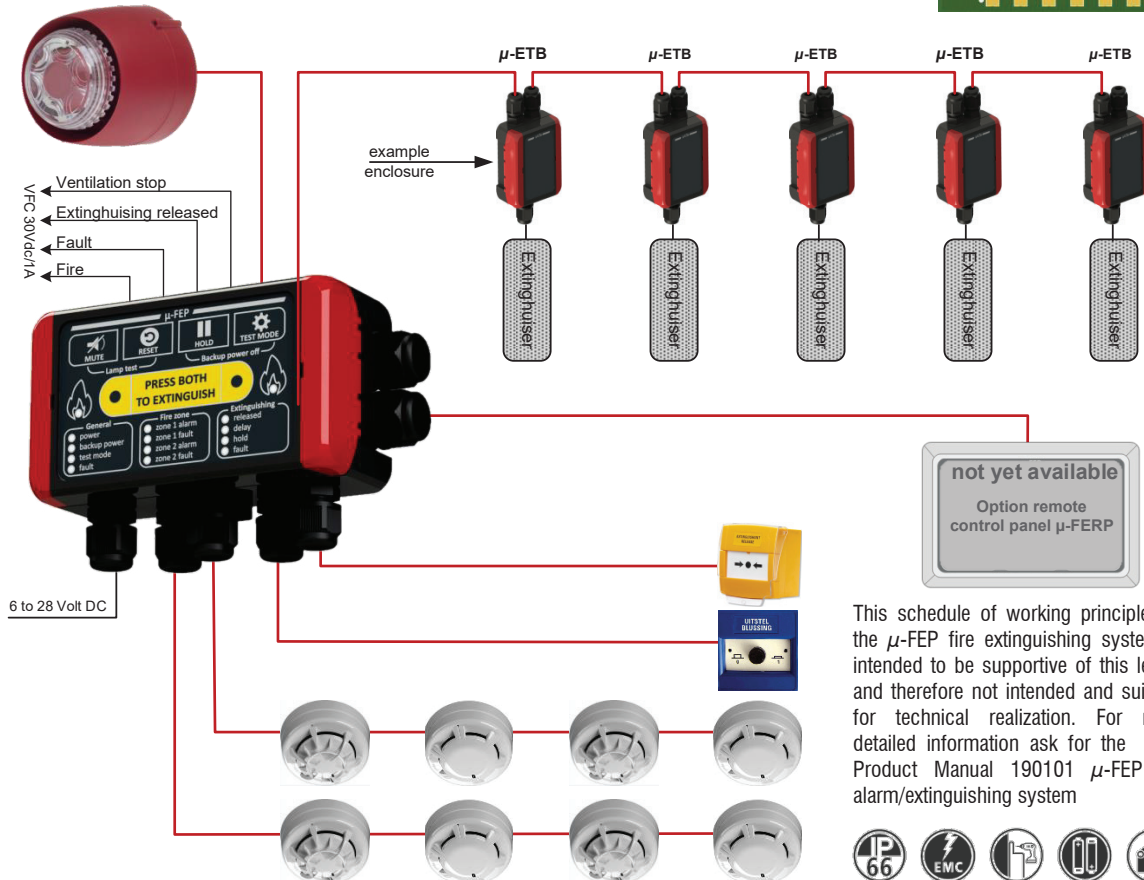

μ-FEP CONTROLLER

The μ-FEP fire alarm / extinguishing panel consists of two parts. The rear connection part and the front part with the control electronics. Both can be separated from each other, making simple assembly and efficient installation work possible. The two parts are connected with a flat cable.



The μ-FEP fire alarm / extinguisher control panel is easy to program with DIP switches and has the following programming options:

- DP 1/3 for the delay timer settings, which can be set between 0 and 30 seconds
- DP 4 the acoustic signal can be temporarily switched off.
- DP 5 renders the alarm zone self-resetting when the cause of the fire alarm has vanished.
- DP 6 extinguishing release with a single, instead of a double stage automatic fire detection
- DP 7 overrides the extinguishing delay timer when using the manual release buttons
- DP 8 only the extinguishing release buttons can release the fire-extinguishers



This schedule of working principles of the μ-FEP fire extinguishing system is intended to be supportive of this leaflet and therefore not intended and suitable for technical realization. For more detailed information ask for the K&G Product Manual 190101 μ-FEP fire alarm/extinguishing system

